

Life Sciences Financing Summary EU

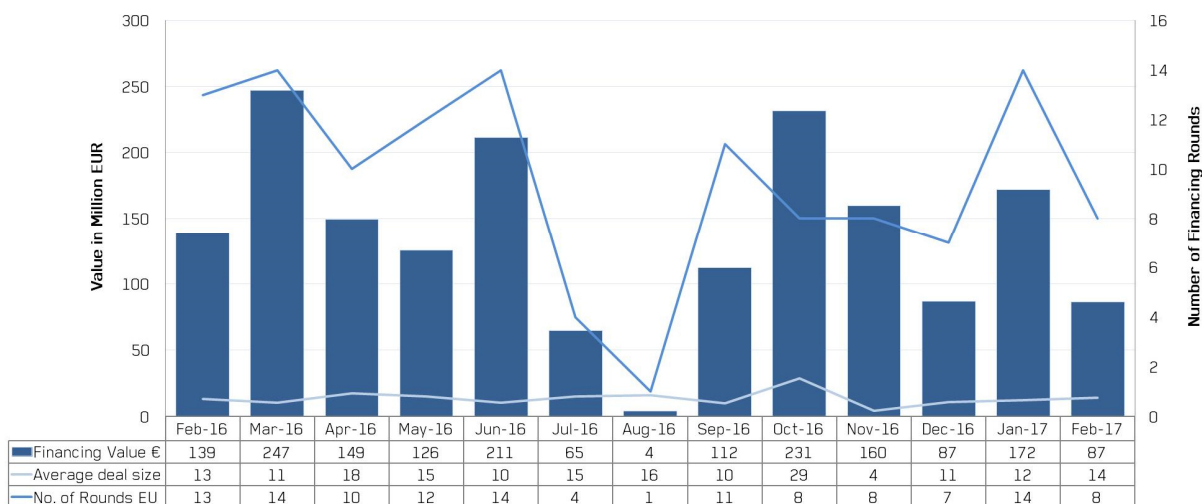
April 2017

Over the last 12 months, the therapeutic and diagnostic companies in the EU, Switzerland, and Israel had a total of EUR 1.7b aggregate financings, with a monthly average of EUR 137.5m. March, June, and October had the three largest aggregate financings with EUR 247m, EUR 211m and EUR 230m, respectively. The summer months, July, August, and September, had relatively fewer financing rounds than the other months. Together, these months contained only financings worth EUR 81m, which is around 5% of the last 12 months aggregate.


The financing value for January 2017 was EUR 172m, the fourth largest amount of the last 12 months. Remarkably, February 2017 contained the third lowest amount of the last 12 months with a financing value of EUR 87m. A month-on-month comparison for February shows that the financing value for February was 49% less than January. A year-on-year comparison for February shows that the financing value for this month has dropped 37% in 2017. The largest private financing round for European Therapeutics and Diagnostics companies in the last two months was the EUR 33m raised in January 2017 by Atlas Genetics Ltd. in the UK.

Continue reading below to learn more about the financing highlights of January and February 2017 in the European Life Science industry

Europe - Biotech Therapeutic Financing Rounds



This graph contains the financing rounds of private and independent biotech therapeutic and diagnostic companies in the European Union, Switzerland, and Israel. The aggregate amount of financing and number of financing rounds are shown per month in euro. Financing amounts and number of rounds from previous months may alter as new information on financing rounds is received and/or new tranches to existing financing rounds are added. *Source: www.biotechgate.com.*



Selected financing highlights: companies raising funds

January

Atlas Genetics raises USD 35m (EUR 33m) in Series D fundraising

Bath, UK - Atlas Genetics Ltd., the Point-Of-Care (POC) molecular diagnostics company, announced on 23 January, 2017 the completion of its Series D financing, raising USD 35m (EUR 33m) from a syndicate including all Series C Investors and one new investor, Wondfo Biotech.

This new Series D equity issue will finance the clinical trials and commercial launch of a second test, for detection of both Chlamydia and Gonorrhoea, planned for regulatory approvals in the US around the end of 2017, as well as further development of additional diagnostics menu. The financing also provides funding to expand cartridge manufacturing capacity at Bepak, Atlas Genetics' cartridge manufacturing partner. *(Source: press release)*


February

Prexton Therapeutics raises USD 31m (EUR 29m) to advance its novel therapeutic for Parkinson's disease

Geneva and Amsterdam, Switzerland and The Netherlands - Prexton Therapeutics (Prexton), a biopharmaceutical company developing novel therapeutic compounds for the treatment of Central Nervous System (CNS) conditions, announced on February 7, 2017 the closing of a Series B financing round of EUR 29m (USD 31m).

Seroba Life Sciences (IE) and Forbion Capital Partners (NL) co-led the financing round, which includes current investors Merck Ventures (NL), Ysios Capital (ES) and Sunstone Capital (DK). Marco Boorsma (Forbion) and Alan O'Connell (Seroba) will join the board of directors at Prexton.

The Series B funding will be used to finance two phase II studies of Prexton's lead product, Foliglurax (formerly known as PXT002331) in Parkinson's disease (PD). The phase II trials will start in 2017 and will take place in specialist centers in Europe and the US. *(Source: press release)*



Selected financing highlights – investors in January, February 2017

The following investors have made investments into European Life Science companies during January and February 2017

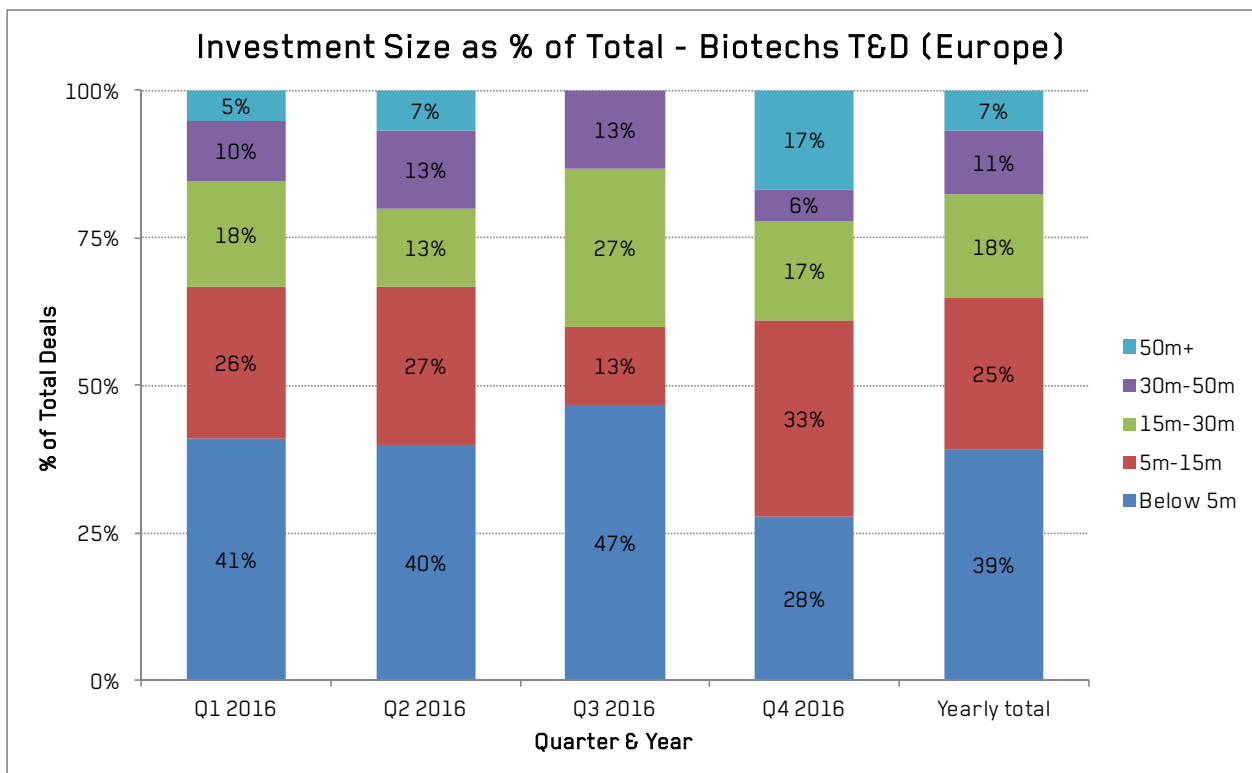
- Advent Life Sciences
- Canica AS
- CGS Holding AS
- Forbion Capital Partners
- Fountain Healthcare Partners
- Geveran Trading Co. Ltd.
- Helene Sundt AS
- KDev Investments,
- Merck Ventures
- Must Invest AS
- Novo A/S
- OrbiMed
- Östersjöstiftelsen
- Praktikerinvest
- Rosetta Capital
- Seroba Life Sciences
- Sunstone Capital
- Versant Ventures
- Wondfo Biotech
- Ysios Capital

Quarterly Biotech equity financing breakdown for Therapeutics and Diagnostics in the European Life Science Industry

The figure below shows the proportion of financing rounds by size and per quarter, as well as the yearly total. In 2016, 39% of financing rounds were lower than EUR 5m, 25% were between 5m and 10m, 18% were between EUR 15m and EUR 30m, 11% were between EUR 30m and EUR 50m, and 7% were more than EUR 50m.

In Q3 there were no financing rounds of more than EUR 50m, the proportion of rounds between EUR 5m and EUR 15m was lower than other quarters, and the proportion of rounds between EUR 15m and EUR 30m was higher than other quarters. For this quarter, almost half of the financing rounds were amounts below EUR 5m.

We see that the smallest category, amounts of EUR 5m or less, represents the biggest proportion of financings in Q1, Q2, and Q3. In Q4, the biggest proportion of financings was for amounts between EUR 5m and EUR 15m.




The graph above shows the amount of financing rounds per size and quarter as a proportion of the total. Source: www.biotechgate.com.




Financing rounds in Life Sciences in January and February 2017

Company Name	Sector	Amount (in Million EUR)	Ownership	Country
Atriva Therapeutics GmbH	Biotechnology - Therapeutics and Diagnostics	UD	Private / independent	Germany
Oncopeptides AB	Biotechnology - Therapeutics and Diagnostics	68.7	Publicly listed on stock exchange	Sweden
ObsEva SA	Biotechnology - Therapeutics and Diagnostics	90.8	Publicly listed on stock exchange	Switzerland
Evotec AG	Biotechnology - Therapeutics and Diagnostics	90.3	Publicly listed on stock exchange	Germany
PCI Biotech Holding ASA	Biotechnology - Therapeutics and Diagnostics	7.8	Publicly listed on stock exchange	Norway
Santhera Pharmaceuticals (Schweiz) AG	Biotechnology - Therapeutics and Diagnostics	56.3	Publicly listed on stock exchange	Switzerland
Inventiva SA	Biotechnology - Therapeutics and Diagnostics	48.0	Publicly listed on stock exchange	France
Affimed N.V.	Biotechnology - Therapeutics and Diagnostics	19.4	Publicly listed on stock exchange	Germany
Owlstone Medical Ltd	Medical Technology	10.8	Private / independent	United Kingdom
Galapagos NV	Biotechnology - Therapeutics and Diagnostics	9.4	Publicly listed on stock exchange	Belgium
AMRA (Advanced MR Analytics AB)	Medical Technology	8.4	Private / independent	Sweden
Abivax S.A.	Biotechnology - Therapeutics and Diagnostics	8.4	Publicly listed on stock exchange	France
Redx Pharma	Biotechnology - Therapeutics and Diagnostics	8.5	Publicly listed on stock exchange	United Kingdom
Personal MedSystems GmbH	Medical Technology	5.0	Private / independent	Germany
IntegraGen SA	Biotechnology / R&D Services	3.7	Publicly listed on stock exchange	France
eSense-Lab Ltd.	Biotechnology - other	UD	Publicly listed on stock exchange	Israel
Addex Therapeutics S.A.	Biotechnology - Therapeutics and Diagnostics	2.8	Publicly listed on stock exchange	Switzerland
Transplant biomedical	Medical Technology	2.5	Private / independent	Spain
Luxendo GmbH	Medical Technology	2.0	Private / independent	Germany
Napp Pharmaceuticals Limited	Pharma	1.9	Private / independent	United Kingdom
Sensorion S.A	Biotechnology - Therapeutics and Diagnostics	1.0	Publicly listed on stock exchange	France
Addex Therapeutics S.A.	Biotechnology - Therapeutics and Diagnostics	0.8	Publicly listed on stock exchange	Switzerland



Therachon	Biotechnology - Therapeutics and Diagnostics	37.5	Private / independent	Switzerland
Atlas Genetics	Biotechnology - Therapeutics and Diagnostics	32.8	Private / independent	United Kingdom
Modus Therapeutics	Biotechnology - Therapeutics and Diagnostics	3.4	Private / independent	Sweden
immatics biotechnologies GmbH	Biotechnology - Therapeutics and Diagnostics	28.1	Private / independent	Germany
Prexton Therapeutics	Biotechnology - Therapeutics and Diagnostics	29.0	Private / independent	Switzerland
Oncinvent AS	Biotechnology - Therapeutics and Diagnostics	23.6	Private / independent	Norway
NeRRe Therapeutics Ltd	Biotechnology - Therapeutics and Diagnostics	26.5	Private / independent	United Kingdom
Acticor Biotech	Biotechnology - Therapeutics and Diagnostics	15.0	Private / independent	France
Cristal Therapeutics	Biotechnology - Therapeutics and Diagnostics	12.8	Private / independent	Netherlands
OCTIMET Oncology NV	Biotechnology - Therapeutics and Diagnostics	11.3	Private / independent	Belgium
Oxford BioTherapeutics Ltd	Biotechnology - Therapeutics and Diagnostics	9.4	Private / independent	United Kingdom
Kymab Limited	Biotechnology - Therapeutics and Diagnostics	8.4	Private / independent	United Kingdom
Macrophage Pharma Ltd.	Biotechnology - Therapeutics and Diagnostics	10.4	Private / independent	United Kingdom
HepaRegeniX GmbH	Biotechnology - Therapeutics and Diagnostics	9.0	Private / independent	Germany
CellProthera	Biotechnology - Therapeutics and Diagnostics	7.8	Private / independent	France
Cellestia Biotech AG	Biotechnology - Therapeutics and Diagnostics	7.5	Private / independent	Switzerland
Eternygen GmbH	Biotechnology - Therapeutics and Diagnostics	8.0	Private / independent	Germany
ViroVet N.V.	Biotechnology - other	5.0	Private / independent	Belgium
Immunic AG	Biotechnology - Therapeutics and Diagnostics	4.0	Private / independent	Germany
Glide Pharmaceutical Technologies Limited	Biotechnology - Therapeutics and Diagnostics	3.8	Private / independent	United Kingdom
Intelligent Fingerprinting Limited	Biotechnology / R&D Services	3.5	Private / independent	United Kingdom
SOM Biotech SL	Biotechnology - Therapeutics and Diagnostics	2.0	Private / independent	Spain
ADx NeuroSciences NV	Biotechnology - Therapeutics and Diagnostics	0.9	Private / independent	Belgium

UD: undisclosed



About this summary

The Life Sciences Financing Summary is published on a bi-monthly basis by Venture Valuation and Fit for Health 2.0 and can be downloaded for free either from our newsletter or from the website <http://www.fitforhealth.eu/>

The data used for this summary is taken from Venture Valuation's global Biotech and life science database Biotechgate. Biotechgate is a popular source for life sciences company and licensing deals information. If you are interested in learning more, please do not hesitate to contact us and to apply for a trial.

[Click here to learn more about Biotechgate »](#)

Venture Valuation
Kasernenstrasse 11
8004 Zurich
Switzerland

Phone: +41 (43) 321 86 60
Web: www.venturevaluation.com
Email: info@venturevaluation.com

Copyright © 2017 Venture Valuation VV Ltd. All rights reserved. This report is provided for information purposes only. All information regarding financing rounds, deal summaries and merger and acquisition transactions was obtained from company websites or industry newsletters including Fiercebiotech, OnBioVC, and SECA. The above information can also be accessed on the Biotechgate website. All graphical information was provided via Biotechgate. While the information contained herein has been obtained from sources deemed reliable, Venture Valuation VV Ltd makes no guarantees that it is accurate, complete, timely, or sequential. For more information about Biotech companies, including deal, licensing and financing round details, please visit the Biotechgate website at www.biotechgate.com