

Life Sciences Financing Summary EU

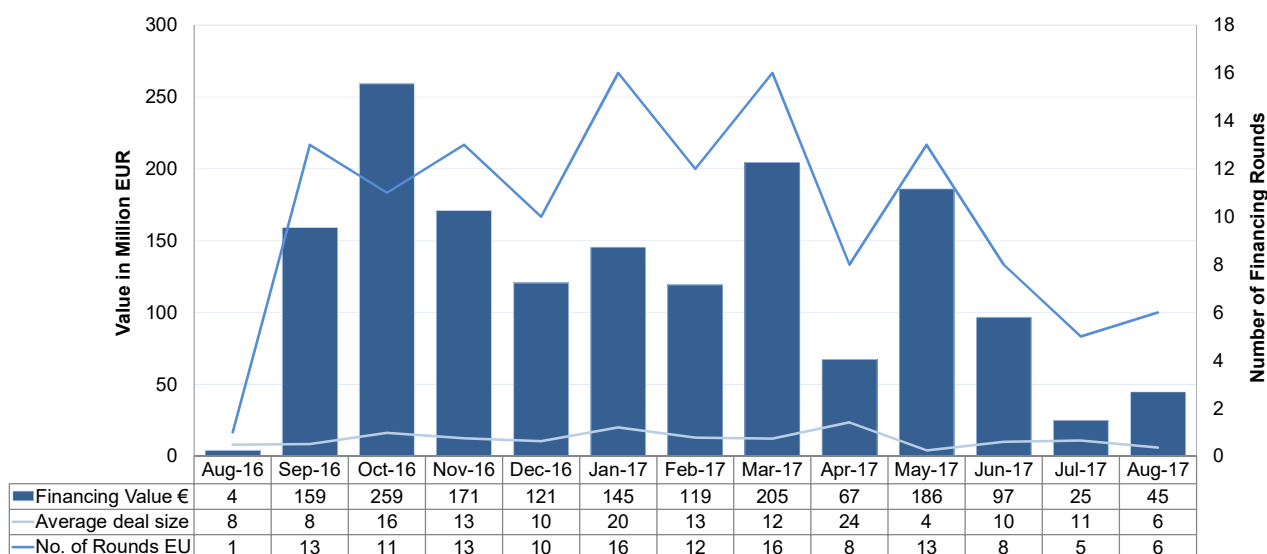
October 2017

Private investments in Biotech (Therapeutics and Diagnostics) companies experienced the effect of the summer season, with July coming in at EUR 25m and August at EUR 45m. July saw the second lowest financing amount in the last 12 months with only 5 rounds coming in to the EU for therapeutic companies. August was unusually high, with EUR 45m compared to EUR 4m in 2016.

The largest private funding by a therapeutics company was received by Antabio SAS, awarded up to USD 8.9m (EUR 7.8m) from CARB-X for Phase I clinical trials, of Antabio's novel small molecule drug for the treatment of chronic Pseudomonas infections in Cystic Fibrosis patients.

Continue reading below to learn more about the financing highlights of July and August 2017 in the European Life Science industry.

Europe - Biotech Therapeutic Financing Rounds



The graph above contains the financing rounds of private and independent biotech therapeutic and diagnostic companies in the European Union, Switzerland, and Israel. The aggregate amount of financing and number of financing rounds are shown per month in Euro. Financing amounts and number of rounds from previous months may alter as new information on financing rounds is received and/or new tranches to existing financing rounds are added.
 Source: www.biotechgate.com



Selected financing highlights: companies raising funds

July

Antabio SAS awarded up to USD 8.9m (EUR 7.8m) from CARB-X to accelerate the development of its new treatment for chronic infections in Cystic Fibrosis patients

Labège, France - Antabio SAS, a biopharmaceutical company developing novel antibacterial treatments in areas of highest unmet needs, announced on 25 July, 2017 that it has been awarded up to USD 8.9m (EUR 7.8m) non-dilutive funding from CARB-X, the world's largest public-private partnership devoted to antibacterial R&D. Antabio was selected by CARB-X from a group of 368 applicants worldwide and is part of the first cohort that includes companies from Continental Europe. The award provides immediate funding of up to USD 2.8m (EUR 2.4m) with options for up to USD 8.9m (EUR 7.8m) upon achievement of milestones. The funding will be used to accelerate the development, up to completion of Phase I clinical trials, of Antabio's novel small molecule drug for the treatment of chronic Pseudomonas infections in Cystic Fibrosis patients.

(Source: press release)


August

Athera completes financing to advance clinic with immunovascular antibody

Stockholm, Sweden - Athera Biotechnologies AB has completed a SEK 57m (EUR 6m) financing on August 29, 2017 from current major owners; The Foundation for Baltic and East European Studies (Östersjöstiftelsen), Industrifonden and Linc AB, together with new investor Ribbskottet AB, an investment company lead by Anders Bladh. Additional investors include Athera's management team and Antaros Medical AB.

The SEK 57m (EUR 6m) will be used to fully finance the next steps in clinical development of Athera's lead project PC-mAb, currently preparing for start of clinical Phase 2. PC-mAb is designed to mimic the anti-inflammatory role of endogenous antibodies against PC and act to support the immune response to vascular inflammation challenges and thereby reduce the risk for complications.

(Source: press release)



Selected financing highlights – investors in July, August 2017

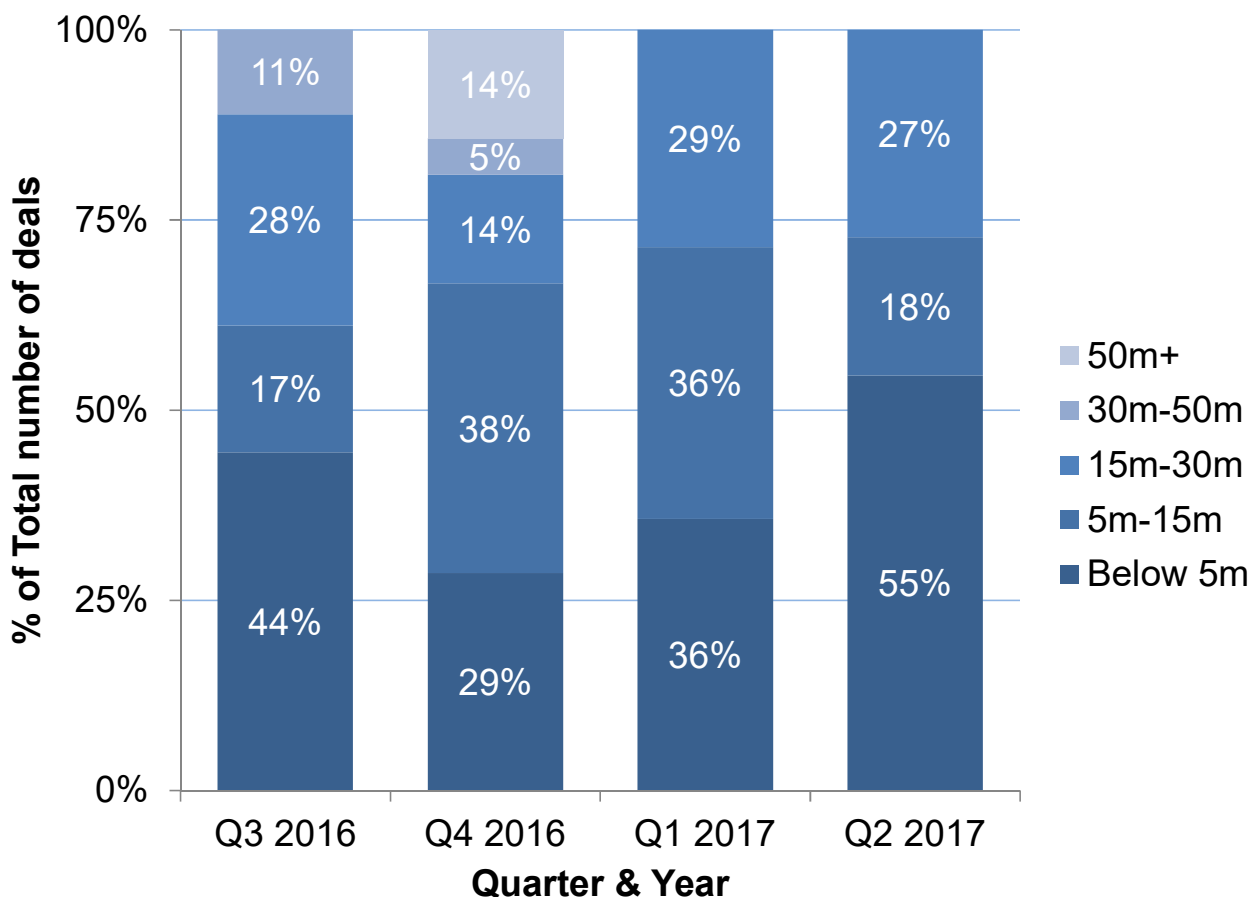
The following investors have made investments into European Life Science companies during July and August 2017

- Antaros Medical AB
- Foundation for Baltic and East European Studies (Östersjöstiftelsen)
- Finnerva plc
- Foresight VCTs
- German Ministry of Education and Research (BMBF).
- Industrifonden
- Israel Innovation Authority (IIA)
- Linc AB
- NIPRO Corporation
- Ribbskottet AB
- Scottish Investment Bank
- Tekes
- Walloon Region

Quarterly Biotech equity financing breakdown for Therapeutics and Diagnostics in the European Life Science Industry

The distribution of financing going into different ranges changed markedly in Q2 2017. Proportionally speaking, we saw the majority of financing going into small amounts of below EUR 5m, constituting 55% of the entire quarter. This is in stark contrast to the previous two quarters where, proportionally, the amount going into the same range has been significantly less (29% in Q4 2016 and 36% in Q1 2017). The latest quarter also notably reported no amounts of financings above EUR 30m.

Investment Size as % of Total - Biotechs T&D (Europe)




The graph above shows the amount of financing rounds per size and quarter as a proportion of the total. Source: www.biotechgate.com.




Financing rounds in Life Sciences in July and August 2017

Company Name	Sector	Amount (in Million EUR)	Ownership	Country
Horizon Discovery	Biotechnology / R&D Services	86.9	Publicly listed on stock exchange	United Kingdom
Intec Pharma Ltd.	Biotechnology / Therapeutics and Diagnostics	50.5	Publicly listed on stock exchange	Israel
Oxford Immunotec	Biotechnology / R&D Services	35.2	Publicly listed on stock exchange	United Kingdom
MAZOR Robotics Ltd	Medical Technology	35.1	Publicly listed on stock exchange	Israel
Prexton Therapeutics	Biotechnology / Therapeutics and Diagnostics	27.1	Private / independent	Switzerland
Nicox S.A.	Pharma	26.3	Publicly listed on stock exchange	France
Kuros Biosciences AG	Medical Technology	14.9	Publicly listed on stock exchange	Switzerland
DarioHealth Corp.	Medical Technology	3.8	Publicly listed on stock exchange	Israel
3Brain GmbH	Biotechnology / R&D Services	1.5	Private / independent	Switzerland
Mapi-Pharma Ltd.	Pharma	8.8	Private / independent	Israel
Integrity Applications Ltd.	Medical Technology	10.5	Publicly listed on stock exchange	Israel
Oxford Genetics Ltd	Biotechnology / R&D Services	6.6	Private / independent	United Kingdom
Antabio	Biotechnology / Therapeutics and Diagnostics	7.8	Private / independent	France
DarioHealth Corp.	Medical Technology	4.4	Publicly listed on stock exchange	Israel
iTeos Therapeutics SA	Biotechnology / Therapeutics and Diagnostics	7.5	Private / independent	Belgium
Atlas Genetics	Biotechnology / R&D Services	2.2	Private / independent	United Kingdom
Kiadis Pharma N.V.	Biotechnology / Therapeutics and Diagnostics	10.0	Publicly listed on stock exchange	Netherlands
BiondVax Pharmaceuticals Ltd.	Biotechnology / Therapeutics and Diagnostics	0.7	Publicly listed on stock exchange	Israel
Marinomed Biotechnologie GmbH	Biotechnology / Therapeutics and Diagnostics	7.0	Private / independent	Austria



Athera Biotechnologies AB	Biotechnology / Therapeutics and Diagnostics	6.0	Private / independent	Sweden
4SC AG	Biotechnology / Therapeutics and Diagnostics	41.0	Publicly listed on stock exchange	Germany
Tissue Regenix Group plc	Medical Technology	45.7	Publicly listed on stock exchange	United Kingdom
Creavo Medical Technologies Ltd	Medical Technology	14.8	Private / independent	United Kingdom

UD: undisclosed



About this summary

The Life Sciences Financing Summary is published on a bi-monthly basis by Venture Valuation and Fit for Health 2.0 and can be downloaded for free either from our newsletter or from the website <http://www.fitforhealth.eu/>

The data used for this summary is taken from Venture Valuation's global Biotech and life science database Biotechgate. Biotechgate is a popular source for life sciences company and licensing deals information. If you are interested in learning more, please do not hesitate to contact us and to apply for a trial.

[Click here to learn more about Biotechgate »](#)

Venture Valuation
Kasernenstrasse 11
8004 Zurich
Switzerland

Phone: +41 (43) 321 86 60
Web: www.venturevaluation.com
Email: info@venturevaluation.com

Copyright © 2017 Venture Valuation VV Ltd. All rights reserved. This report is provided for information purposes only. All information regarding financing rounds, deal summaries and merger and acquisition transactions was obtained from company websites or industry newsletters including Fiercebiotech, OnBioVC, and SECA. The above information can also be accessed on the Biotechgate website. All graphical information was provided via Biotechgate. While the information contained herein has been obtained from sources deemed reliable, Venture Valuation VV Ltd makes no guarantees that it is accurate, complete, timely, or sequential. For more information about Biotech companies, including deal, licensing and financing round details, please visit the Biotechgate website at www.biotechgate.com