

Life Sciences Financing Summary Europe

February 2017

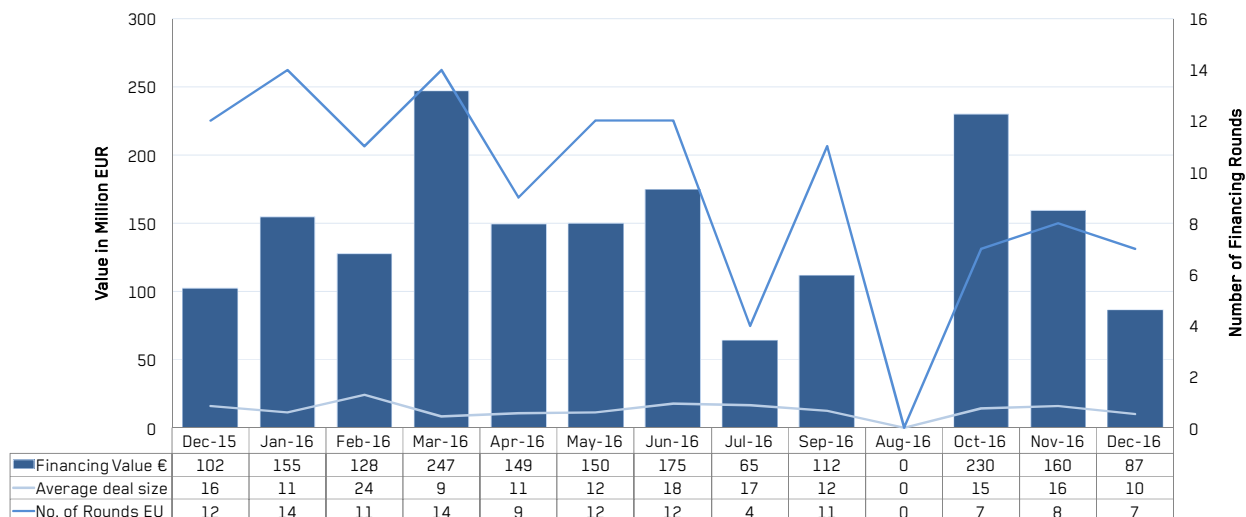
With 2016 coming to a close, we can do a yearly analysis and point out some of the main financing highlights for European biotech therapeutic financing rounds. For the year, we had a monthly average of EUR 138m including the exceptional month of August which featured no financing rounds. March and October had the largest aggregate financings with EUR 247m and EUR 230m, respectively.

Q4 saw a downward trend with November and December closing financings of EUR 160m and EUR 87m respectively. A year-on-year comparison shows December 2015 coming out on top with EUR 102m. Notwithstanding, November 2016 was the fourth best month of the last 12.

The largest private financing round for European Therapeutics and Diagnostics companies was the USD 100m (EUR 92m) raised in November 2016 by Kymab, a monoclonal antibody biopharmaceutical group in the United Kingdom.

Continue reading below to learn more about the financing highlights of November and December 2016 in the European Life Science industry.

Europe - Biotech Therapeutic Financing Rounds



Source: Biotechgate.com

The graph contains only financing rounds of private & independent biotech therapeutic and diagnostic companies. Financing amounts and number of rounds from previous months may alter as new information on financing rounds is received and/or new tranches to existing financing rounds are added.



Selected financing highlights: companies raising funds

November 2016

Kymab secures USD 100m (EUR 90m) Series C funding

Cambridge, United Kingdom - Kymab Group Limited, a leading monoclonal antibody biopharmaceutical group, announced on November 24, 2016 that it has successfully secured a USD 100m (EUR 90m) Series C financing. The financing was led by new investors ORI Healthcare Fund L.P. with participation by Shenzhen Hepalink Pharmaceutical Co., Ltd as well as follow-on investments from existing shareholders: Wellcome Trust, Bill & Melinda Gates Foundation, Malin Corporation plc, CF Woodford Equity Income Fund and Woodford Patient Capital plc.

The funds will enable Kymab to advance its proprietary pipeline of first-in-class therapeutic human monoclonal antibodies, the first of which is commencing clinical development in 2017.

(Source: press release)


December 2016

OxThera Raises EUR 32m to Complete Development of Oxabact® for Treatment of Primary Hyperoxaluria

Stockholm, Sweden - OxThera AB, a Stockholm-based privately-held biopharmaceutical company, announced on December 14, 2016 that it has agreed on a EUR 32m investment to complete the Oxabact® development program for treatment of Primary hyperoxaluria.

The investment round is co-led by Life Sciences Partners, Netherlands, Ysios Capital, Spain, Sunstone Capital, Denmark, and Flerie Invest, Sweden, in addition to current shareholders Kurma Partners, France, Idinvest Partners, France, Stiftelsen Industrifonden, Sweden, and Brohuvudet, Sweden.

(Source: press release)



Selected financing highlights – investors in November, December 2016

The following investors have made investments into European Life Science companies during November and December 2016:

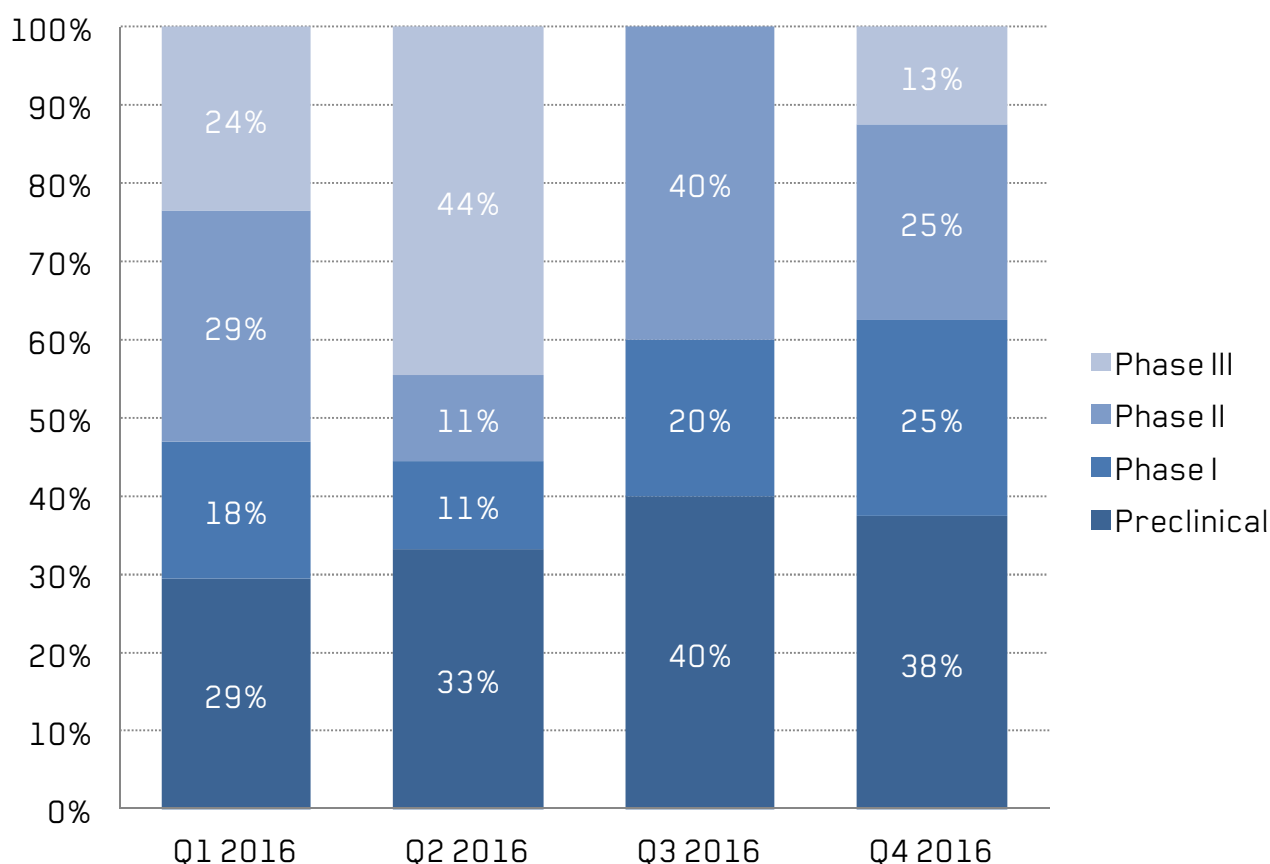
- ARCH Venture Partners
- aws Gruenderfonds
- Bill & Melinda Gates Foundation
- Boehringer Ingelheim Venture Fund
- CF Woodford Equity Income Fund
- Flerie Invest
- Idinvest Partners
- Kurma Partners
- Malin Corporation plc
- MGI Global Fund (Mitsui & Co)
- SMS Investments
- Stiftelsen Industrifonden
- Sunstone Capital
- Vesalius Biocapital
- Wellcome Trust
- Woodford Patient Capital
- Ysios Capital



Quarterly Biotech equity financing breakdown by Product Development Phase (Therapeutics and Diagnostics)

With the year end, we saw a balanced distribution of financing going into Q4 2016. As in the previous 3 quarters, preclinical financing's led the way proportionally with 38% of the total amount. Also at significant levels, Phase I and Phase II both saw 25% of total financings whereas Phase III had 13%.

Financing by Lead Product Development Phase



Source: Biotechgate.com


The graph above shows the proportion of financing rounds by investment size in the therapeutics and diagnostics category per quarter, including only private companies.

November, December 2016 financing rounds summary

Company Name	Sector	Amount (in Million EUR)	Ownership	Country
CardioComm Solutions, Inc.	Medical Technology	1.0	Publicly listed on stock exchange	Canada
Pangaea Oncology S.A	Biotechnology / R&D Services	3.8	Private / independent	Spain
Aurinia Pharmaceuticals, Inc.	Biotechnology - Therapeutics and Diagnostics	23.5	Publicly listed on stock exchange	Canada
Appili Therapeutics	Biotechnology - Therapeutics and Diagnostics	2.0	Private / independent	Canada
Antibe Therapeutics Inc.	Biotechnology - Therapeutics and Diagnostics	0.3	Publicly listed on stock exchange	Canada
Indigo Diabetes nv	Medical Technology	7.0	Private / independent	Belgium
Microbiotica Ltd	Biotechnology - Therapeutics and Diagnostics	9.4	Private / independent	United Kingdom
Antibe Therapeutics Inc.	Biotechnology - Therapeutics and Diagnostics	2.3	Publicly listed on stock exchange	Canada
TiGenix NV	Biotechnology - Therapeutics and Diagnostics	33.5	Publicly listed on stock exchange	Belgium
Univercells SA	Biotechnology / R&D Services	11.3	Private / independent	Belgium
Ynsect SAS	Biotechnology - other	14.3	Private / independent	France
acousia Therapeutics GmbH	Biotechnology - Therapeutics and Diagnostics	2.5	Private / independent	Germany
TILT Biotherapeutics Ltd	Biotechnology - Therapeutics and Diagnostics	10.0	Private / independent	Finland
amcure GmbH	Biotechnology - Therapeutics and Diagnostics	6.0	Private / independent	Germany
Neovasc Inc.	Medical Technology	70.5	Publicly listed on stock exchange	Canada
Curetis AG	Biotechnology / R&D Services	25.0	Private / independent	Germany
QGel SA	Biotechnology / R&D Services	11.3	Private / independent	Switzerland
Oxford Nanopore Technologies Ltd	Biotechnology / R&D Services	118.7	Private / independent	United Kingdom
Herantis Pharma plc	Biotechnology - Therapeutics and Diagnostics	6.0	Publicly listed on stock exchange	Finland
OxThera AB	Biotechnology - Therapeutics and Diagnostics	32.0	Private / independent	Sweden

Immunovaccine Inc.	Biotechnology - Therapeutics and Diagnostics	7.5	Publicly listed on stock exchange	Canada
Gradientech AB	Biotechnology / R&D Services	1.0	Private / independent	Sweden
Gordian Surgical Ltd.	Medical Technology	2.1	Private / independent	Israel
ENYO Pharma SA	Biotechnology - Therapeutics and Diagnostics	2.5	Private / independent	France
Eagle Genomics Ltd.	Biotechnology / R&D Services	1.2	Private / independent	United Kingdom
Mimetas BV	Biotechnology / R&D Services	0.0	Private / independent	Netherlands
AcouSort AB	Biotechnology / R&D Services	1.1	Private / independent	Sweden
Atrys Health	Biotechnology / R&D Services	0.5	Private / independent	Spain
ZEDIRA GmbH	Biotechnology / R&D Services	1.5	Private / independent	Germany
SenzaGen AB	Biotechnology / R&D Services	2.4	Private / independent	Sweden
Neuravi, Ltd.	Medical Technology	15.0	Private / independent	Ireland
Alzinova AB	Biotechnology - Therapeutics and Diagnostics	1.4	Publicly listed on stock exchange	Sweden
Merozyne Therapeutics AB	Biotechnology - Therapeutics and Diagnostics	0.6	Private / independent	Sweden
ValiRx plc.	Biotechnology - Therapeutics and Diagnostics	1.2	Publicly listed on stock exchange	United Kingdom
Themis Bioscience GmbH	Biotechnology - Therapeutics and Diagnostics	10.0	Private / independent	Austria
Ava AG	Medical Technology	9.0	Private / independent	Switzerland
Kymab Limited	Biotechnology - Therapeutics and Diagnostics	92.5	Private / independent	United Kingdom
Theratechnologies Inc.	Pharma	15.3	Publicly listed on stock exchange	Canada
OrthoSpace Ltd.	Medical Technology	6.6	Private / independent	Israel
Merus B.V.	Biotechnology - Therapeutics and Diagnostics	1.5	Publicly listed on stock exchange	Netherlands
CureVac AG	Biotechnology - Therapeutics and Diagnostics	27.3	Private / independent	Germany

MDxHealth S.A.	Biotechnology - Therapeutics and Diagnostics	20.4	Publicly listed on stock exchange	Belgium
NBE Therapeutics	Biotechnology - Therapeutics and Diagnostics	18.6	Private / independent	Switzerland
CorWave SA	Medical Technology	15.5	Private / independent	France
MorphoSys AG	Biotechnology - Therapeutics and Diagnostics	115.0	Publicly listed on stock exchange	Germany
Turnstone Biologics Inc.	Biotechnology - Therapeutics and Diagnostics	38.3	Private / independent	Canada
Acesion Pharma ApS	Biotechnology - Therapeutics and Diagnostics	9.1	Private / independent	Denmark
InterAx Biotech AG	Biotechnology - Therapeutics and Diagnostics	0.0	Private / independent	Switzerland
Biocartis NV	Biotechnology - Therapeutics and Diagnostics	1.4	Publicly listed on stock exchange	Belgium
Intellijoint Surgical Inc.	Medical Technology	7.6	Private / independent	Canada
Promethera Biosciences S.A.	Biotechnology - Therapeutics and Diagnostics	10.0	Private / independent	Belgium
BoneSupport AB	Medical Technology	33.5	Private / independent	Sweden
Biocartis NV	Biotechnology - Therapeutics and Diagnostics	2.5	Publicly listed on stock exchange	Belgium
Oxford Genetics Ltd	Biotechnology / R&D Services	1.0	Private / independent	United Kingdom
SYGNIS AG	Biotechnology / R&D Services	1.9	Publicly listed on stock exchange	Germany
Genomics Medicine Ireland Limited	Biotechnology / R&D Services	36.0	Private / independent	Ireland
Miracor Medical Systems GmbH	Medical Technology	7.0	Private / independent	Austria
Pluristem Therapeutics Inc	Biotechnology - Therapeutics and Diagnostics	27.2	Publicly listed on stock exchange	Israel
KB Medical SA	Medical Technology	2.3	Private / independent	Switzerland
Oasmia Pharmaceutical AB	Biotechnology - Therapeutics and Diagnostics	7.2	Publicly listed on stock exchange	Sweden
Ascendis Pharma A/S	Biotechnology - Therapeutics and Diagnostics	108.7	Publicly listed on stock exchange	Denmark
ReWalk Robotics Ltd.	Medical Technology	10.9	Publicly listed on stock exchange	Israel
Immunovia AB	Biotechnology / R&D Services	3.0	Publicly listed on stock exchange	Sweden



CRISPR Therapeutics AG.	Biotechnology - Therapeutics and Diagnostics	82.4	Publicly listed on stock exchange	Switzerland
ADC Therapeutics, Inc	Biotechnology - Therapeutics and Diagnostics	95.1	Private / independent	Switzerland
CarThera	Medical Technology	5.7	Private / independent	France
Fortimedix Surgical B.V.	Medical Technology	11.0	Private / independent	Netherlands
Midatech Pharma Plc	Biotechnology - Therapeutics and Diagnostics	17.9	Publicly listed on stock exchange	United Kingdom
Ogeda	Biotechnology - Therapeutics and Diagnostics	18.0	Private / independent	Belgium
Newron Pharmaceuticals S.p.A.	Biotechnology - Therapeutics and Diagnostics	24.0	Publicly listed on stock exchange	Italy
Probiodrug AG	Biotechnology - Therapeutics and Diagnostics	14.9	Publicly listed on stock exchange	Germany
Cortrium ApS	Medical Technology	1.6	Private / independent	Denmark
Genfit SA	Biotechnology - Therapeutics and Diagnostics	33.9	Publicly listed on stock exchange	France
Brainomix Limited	Medical Technology	1.5	Private / independent	United Kingdom
Hookipa Biotech AG	Biotechnology - Therapeutics and Diagnostics	4.2	Private / independent	Austria

Source: Biotechgate.com

UD: undisclosed



About this summary

The Life Sciences Financing Summary is published on a bi-monthly basis by Venture Valuation and Fit for Health 2.0 and can be downloaded for free either from our newsletter or from the website <http://www.fitforhealth.eu/>

The data used for this summary is taken from Venture Valuation's global Biotech and life science database Biotechgate. Biotechgate is a popular source for life sciences company and licensing deals information. If you are interested in learning more, please do not hesitate to contact us and to apply for a trial.

[Click here to learn more about Biotechgate »](#)

Venture Valuation
Kasernenstrasse 11
8004 Zurich
Switzerland

Phone: +41 (43) 321 86 60
Web: www.venturevaluation.com
Email: info@venturevaluation.com

Copyright © 2017 Venture Valuation VV Ltd. All rights reserved. This report is provided for information purposes only. All information regarding financing rounds, deal summaries and merger and acquisition transactions was obtained from company websites or industry newsletters including Fiercebiotech, OnBioVC, and SECA. The above information can also be accessed on the Biotechgate website. All graphical information was provided via Biotechgate. While the information contained herein has been obtained from sources deemed reliable, Venture Valuation VV Ltd makes no guarantees that it is accurate, complete, timely, or sequential. For more information about Biotech companies, including deal, licensing and financing round details, please visit the Biotechgate website at www.biotechgate.com